

SILVERSTONE

BUSINESS



CAMPUS

Amber Point

1620 S. Topaz Way, Meridian



- ◆ Approximately 8,200 square foot office building available in the Silverstone Business Campus
- ◆ Spaces starting at 1,300 square feet
- ◆ High visibility and access to Overland Road
- ◆ Abundant use of glass provides natural light throughout
- ◆ Minimum 5/1,000 parking ratio which is standard for Silverstone
- ◆ Generous \$40/ SF Tenant Improvement allowance on 1st generation space

Silverstone Park Employee Base

Current
6,200+

Project Completion
9,500


(208) 322-7300

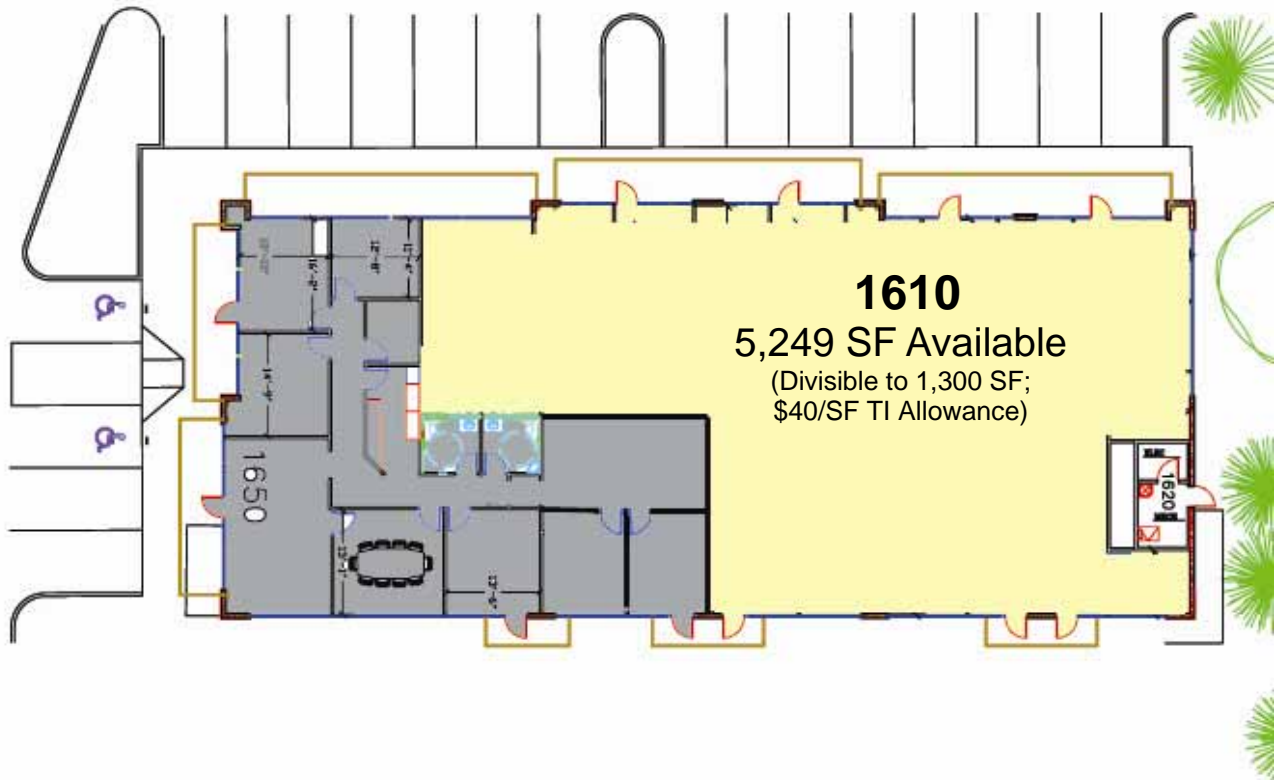
www.sundanceco.com

The
SUNDANCE
Company

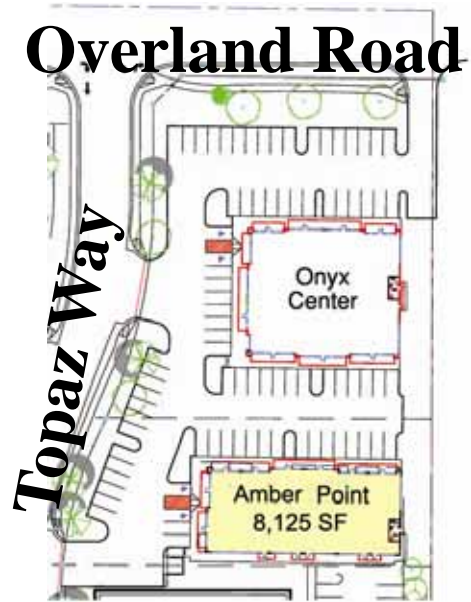
Amber Point

1620 S. Topaz Way
Meridian, Idaho 83642

 Available Space



Silverstone Park



Form 10 2801